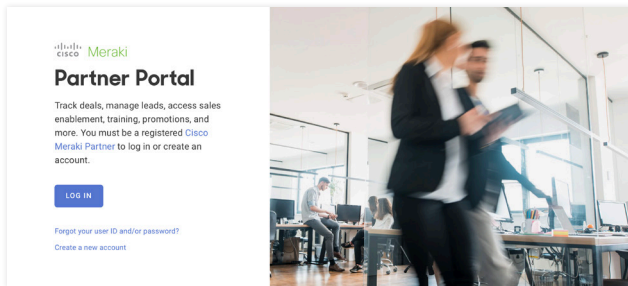


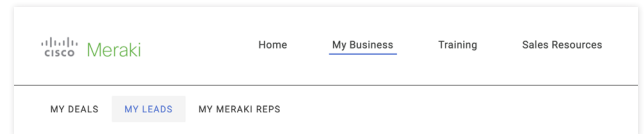
# Referral Link Instructions

Your unique referral link can be attached to any form on [meraki.cisco.com](https://meraki.cisco.com) to give you the ability to track any form submission on Meraki Partner Portal so you can follow up accordingly.

## 1. Go to [merakipartners.com](https://merakipartners.com)



## 2. Head to the 'My Leads' tab



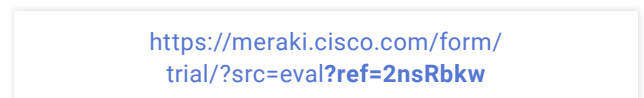
## 3. Copy your referral link

Copy the full link in just one click to send prospects to any Meraki webinar, live or on-demand, or take the section beginning **?ref=** and attach it to any [meraki.cisco.com](https://meraki.cisco.com) form.



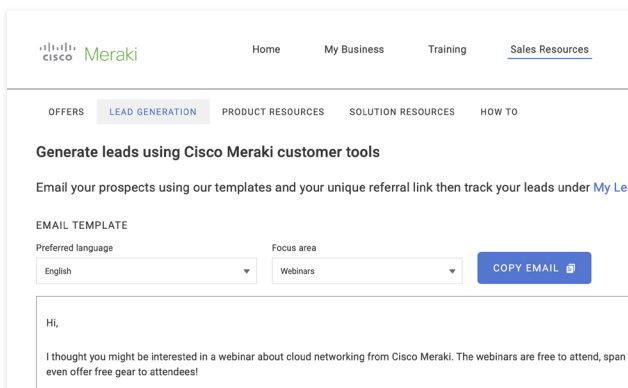
## 4. Add it to any form URL

Here you can see the referral link attached to the Free Trial form:



## 5. Share with your prospects

You can find pre-populated emails containing your unique referral link under the 'Lead Generation' tab.



## 6. You're done!

Check back to see the activity and work with your Meraki rep to follow up.

